

14 October 2024

ASX Limited
ASX Market Announcements Office
Exchange Centre
20 Bridge Street
SYDNEY NSW 2000

Perpetual Equity Investment Company Limited Monthly Investment Update and NTA Report

Perpetual Equity Investment Company Limited (the Company) (ASX: PIC) advises that it has released the Monthly Investment Update and NTA Report (the Report) for the period ending 30 September 2024 (as attached).

If shareholders or other interested parties have any queries regarding the Report, they can contact:

Karen Trau
Investor Relations
Perpetual Investment Management Limited
P: 02 9229 3138
E: karen.trau@perpetual.com.au

Yours faithfully



Sylvie Dimarco

Company Secretary
(Authorising Officer)

INVESTMENT UPDATE AND NTA REPORT

SEPTEMBER 2024

PORTFOLIO SNAPSHOT

NET TANGIBLE ASSET (NTA) BACKING PER SHARE

AS AT 30 SEPTEMBER 2024	AMOUNT
NTA after tax	\$1.272
NTA before tax	\$1.304

Daily NTA is available at www.perpetualequity.com.au

All figures are unaudited and approximate.

The before and after tax numbers relate to provisions for deferred tax on unrealised gains and losses of the Company's investment portfolio. The NTA figures above have been reduced by a provision for the 4.0 cents per share final dividend with ex date 13 September 2024 and payment date 8 October 2024.

NTA figures are calculated as at the end of day on the last business day of the month.

KEY ASX INFORMATION

AS AT 30 SEPTEMBER 2024

ASX Code:	PIC
Structure:	Listed Investment Company
Listing Date:	18 December 2014
Market Capitalisation:	\$457 million
Share Price:	\$1.20
Shares on Issue:	380,716,264
Dividends:	Half-yearly
Management Fee	1.00% p.a.*
Manager	Perpetual Investment Management Limited

* exclusive of GST

INVESTMENT PERFORMANCE

AS AT 30 SEPTEMBER 2024	1 MTH	3 MTHS	6 MTHS	1 YR	2 YRS p.a.	3 YRS p.a.	5 YRS p.a.	7 YRS p.a.	SINCE INCEP p.a.
PIC Investment Portfolio <small>Net of fees, expenses and before tax paid</small>	3.4%	4.1%	3.2%	16.9%	13.1%	4.8%	11.2%	9.9%	9.7%
S&P/ASX 300 Acc Index	3.1%	7.8%	6.5%	21.7%	17.2%	8.1%	8.3%	9.7%	9.2%
Excess Returns	0.3%	-3.7%	-3.3%	-4.7%	-4.1%	-3.3%	2.9%	0.2%	0.5%

Returns have been calculated on the growth of Net Tangible Assets (NTA) after taking into account all operating expenses (including management fees) and assuming reinvestment of dividends and excluding tax paid. Any provisions for deferred tax on unrealised gains and losses are excluded. Past performance is not indicative of future performance. Inception date is 18 December 2014. Portfolio and Index return may not sum to Excess Return due to rounding.

TOP 10 STOCK HOLDINGS

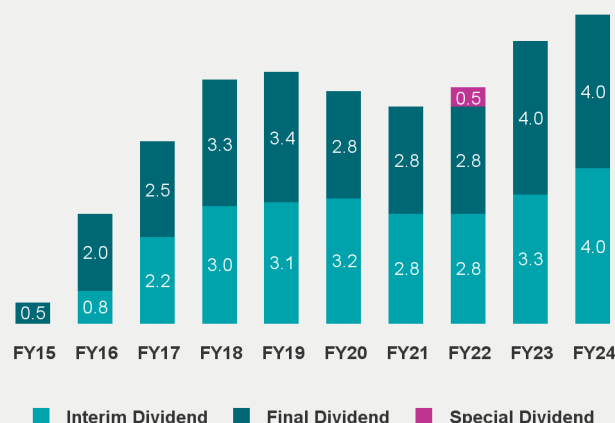
COMPANY	PORTFOLIO WEIGHT
BHP Group Ltd	8.8%
Flutter Entertainment Plc	7.6%
Bluescope Steel Limited	4.2%
Whitehaven Coal Limited	4.2%
Iluka Resources Limited	4.1%
GWA Group Limited	3.5%
GPT Group	3.3%
Healius Limited	2.8%
Premier Investments Limited	2.7%
Origin Energy Limited	2.6%

Portfolio weight based on direct investments in securities and does not include any derivative exposure

DIVIDENDS IN CENTS PER SHARE

Annual dividend yield: 6.7%

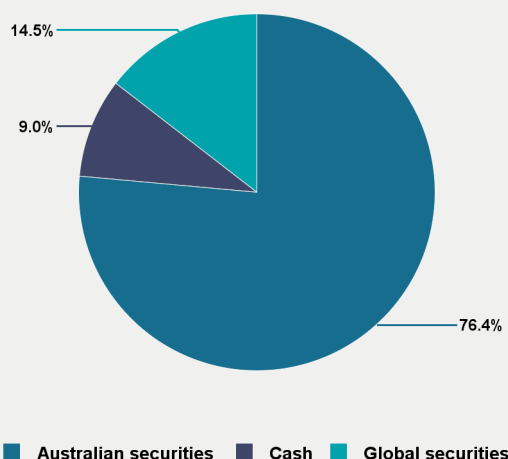
Grossed up annual dividend yield: 9.5%



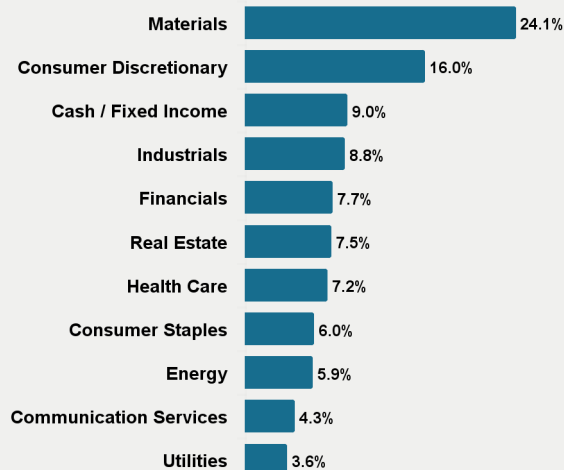
Yield is calculated based on the total dividends of 8.0 cents per share and the closing share price of \$1.200 as at 30 September 2024. Grossed up yield takes into account franking credits at a tax rate of 30%.

ALLOCATION OF INVESTMENTS[^]

91.0% of capital invested in securities



PORTFOLIO SECTORS[^]



[^]Weightings calculated based on direct investments in securities and any indirect exposure via S&P /ASX 200 related derivatives. All figures are unaudited and approximate. Allocations may not sum to 100% due to rounding.

COMPANY NEWS

Annual General Meeting and Investment Manager Update

The AGM and Investment Manager Update will be held on Thursday 7 November 2024 10am (Sydney time) online and in-person at Perpetual's offices on Level 18, 123 Pitt St Sydney NSW 2000.

Details of the AGM are available [here](#).

Shareholders and interested parties can register and pre-submit questions for the Investment Manager Update [here](#).

PORTFOLIO COMMENTARY

Market Review

The S&P/ASX 300 saw a notable increase of 3.1% in September which was marked by a major rotation from defensive to cyclical stocks. While the US Federal Reserve cut interest rates as anticipated, China's announcement of larger-than-expected stimulus measures generated immediate and substantial effects on both the Chinese and Australian stock markets.

Despite some scepticism regarding the long-term sustainability of these stimulus efforts, the initial impact was clear. Banks, which had been rallying strongly throughout the year thanks to consumer resilience, experienced a sharp sell-off, while resource stocks surged. Mining bellwether BHP, for instance, rose by 15.9%, in stark contrast to CSL which declined by -6.1%.

Overall, the Materials sector jumped by 13.0%, significantly outpacing the broader market. Meanwhile, the Financials sector remained flat, and Healthcare fell by -3.0% as investors re-allocated from defensive positions to risk-on cyclical trades.

Portfolio:

The portfolio's largest overweight positions include Flutter Entertainment Plc, Iluka Resources Ltd and Whitehaven Coal Ltd. Conversely, the portfolio's largest relative underweight positions include Commonwealth Bank of Australia, CSL Ltd and National Australia Bank Ltd, all of which are not held in the portfolio.

Contributors:

The overweight position in Iluka Resources contributed to performance over September as the stock rose 13.9%. Iluka rose substantially after the People's Bank of China announced stimulus to revive the Chinese economy leading to broad based gains amongst resource companies. Iluka is a major producer of rutile and synthetic rutile that is used to produce pigment (paint) and the largest producer of zircon that is used to produce ceramics (tiles) and a recovery in these markets can be met by releasing excess inventory and reducing working capital before production is restarted. Iluka has a very strong balance sheet (net cash) and also owns a valuable stake in Deterra Royalties, which was spun-off in an IPO so is able to buffer these periods of demand distortion that is a feature of these markets. The next catalyst for the company is the update on the funding for the increased capex of the fully integrated rare earths refinery being built in WA to break China's stronghold on these markets. The project is largely funded from a non-recourse loan of more than \$1 billion from the Federal Government that has a \$200 million overrun facility.

PORTFOLIO COMMENTARY (continued)

Contributors: (continued)

BlueScope Steel contributed to performance in September, with its stock rising by 9.1% on the back of improving confidence in China following stimulus measures which saw Chinese stocks enter a historical rally. While short-term steel spread dynamics remain challenging, we believe the share price movement aligns with the longer-term opportunity. Steel pricing has reached a level where there is an asymmetric upside potential, and we are observing positive competitive trends with hot-rolled coil steel prices increasing. BlueScope remains one of the highest quality steel producers globally, with a capable management team, a significant asset in Port Kembla, and the Colorbond brand, which not only boosts margins but also represents a substantial overseas opportunity.

Detractors:

The overweight position in Light & Wonder (-17.6%) detracted from the portfolio's performance following a judge's order to cease operations of its Dragon Train cabinet which represented a significant growth opportunity for the company into the future. We remain optimistic on Light & Wonder and at the time of writing the company has confirmed that it is developing a new, legally compliant version of its Dragon Train offering. Over the past few years, Light & Wonder has undergone a transformative journey, resulting in a repositioned company with a robust balance sheet, an exceptional management team, creative talent, and a clear strategic vision. Pleasingly, recent operational results suggest that the foundational changes made in the business are translating to better products for customers and ultimately better earnings and overall outcomes for shareholders. Despite the recent re-rate, we maintain that the company trades at an attractive valuation relative to its attainable growth prospects.

Star Entertainment Group detracted from performance (-34.4%) in September as it began trading again on the 27th of September post its suspension from trading earlier in the month. Star continues to undergo a transformation after encountering regulatory issues and is currently under regulatory management. Operational challenges and two capital raises to stabilise the balance sheet have further weighed on investor sentiment. Star has a range of quality assets, a small debt load, but with suppressed cashflow as the Queens Wharf development gradually opens in Brisbane, and the Sydney casino operates under regulatory management. The Gold Coast casino is fully operational. The market capitalisation of the business is approximately \$750 million, a substantial discount to our assessed value of the company's assets. CEO Steve McCann has experience working with the regulator (at Crown) and is positioning the business for the future. The position is risk weighted commensurate with the opportunity.

Outlook

September served as a stark reminder of how quickly market dynamics can shift, particularly when a momentum trend is disrupted. Concerns about Chinese growth and deflation led to excessive bearish sentiment, with the Chinese equity market reaching generational lows. Even quality, world leading businesses like Baidu traded at just 8x earnings, despite having a cash backing amounting to half its market capitalisation.

In Australia, despite a resilient consumer base, it was increasingly difficult to justify the ~45% rally in Commonwealth Bank shares since October 2023. Meanwhile, BHP was trading at levels reminiscent of 2007. The easing measures from both the Federal Reserve and the People's Bank of China was also a reminder of the role of the US dollar and policy. With US interest rates high and the stock market performing well, the US (and the USD) had been the primary destination for global capital. However, as we potentially enter a rate-cutting cycle and with much of the US equity gains already baked in, global capital could begin to flow outside the US in search of better returns. This trend has historically been beneficial for emerging markets and, by extension, Australian companies, particularly in the resources sector.

REMINDER: TAX CERTIFICATION COMPLETION

Under the Australian Government's participation in Automatic Exchange of Information (AEOI) regimes, PIC is required to collect CRS certification information and an investor's tax residency from shareholders. The information in certain circumstances may be reported to the Australian Taxation Office (ATO) which in turn reports to various global tax authorities.

Please check that you have completed your CRS certification by logging into the Link investor portal [here](#).

From there, under the Payments & Tax tab you will find 'CRS', where you can fill in the Self Certification. Completing this information online is straightforward as the questions will guide you, and in some instances, it is only a couple of steps.

If you do not certify, PIC may be required to provide information about your account to the ATO. For more information on the self-certification process via Link please click [here](#). For further information on FATCA and CRS, please visit [here](#).

WHY CHOOSE THE PERPETUAL EQUITY INVESTMENT COMPANY?

- Designed to deliver investors an income stream of **fully franked dividends**.
- **Active management** to vary the portfolio's exposure to equity market risk, and to enhance the value of the portfolio when opportunities arise both domestically and globally.
- **Flexibility** to invest up to 35% in global securities and up to 25% in cash for diversification with the intention to add returns above the benchmark, or to manage downside risk.
- Access to Perpetual's tried and tested **quality and value** investment process that assesses companies on 4 key quality criteria: quality of business, conservative debt, sound management and recurring earnings.
- **Depth and breadth** of Perpetual's investment team enables it to conduct extensive company visits each year and make decisions to invest in high quality and attractively valued securities based on fundamental, in-depth, bottom-up research.
- **Ease of access** as you can buy and sell PIC on the ASX.
- **Daily NTA published on the ASX** to provide transparency of the portfolio.

KEY FEATURES

INVESTMENT OBJECTIVE

The investment objective of the Company is to provide investors with an income stream and long-term capital growth in excess of its benchmark (the S&P/ASX 300 Accumulation Index) over minimum 5 year investment periods.

INVESTMENT STRATEGY

The Company's investment strategy is to create a concentrated and actively managed portfolio of Australian securities with typically a mid-cap focus and global listed securities. The Company will typically hold 20 to 40 securities.

50% - 100%	Australian listed securities
0% - 35%	Global listed securities
0% - 25%	Cash

The Manager typically expects that the portfolio will be unhedged. Currency exposures may be hedged defensively where the Manager sees significant risk of currency weakness, but no attempt is made to add value to the portfolio by actively managing currency. Derivatives are permitted.

ABOUT THE MANAGER

The Company's investment portfolio is managed by Perpetual Investment Management Limited, part of the Perpetual Group, who has a longstanding commitment to deliver superior outcomes over the long-term for clients. This is underpinned by its proven investment process that focuses on value and quality.

PORTFOLIO MANAGER

Vince Pezzullo
Perpetual Asset Management Australia
Vince has over 25 years' experience in the financial services industry, and has prior global experience as both an analyst and a portfolio manager. Vince is Head of Equities and leverages the expertise of Perpetual Asset Management Australia's Equity team, one of the largest investment teams in Australia.

All investments are subject to risk which means the value of investments may rise or fall, which means that you may receive back less than your original investment or you may not receive income over a given time frame. Refer to announcements and other information for the Company lodged with the ASX, which is available at www.asx.com.au. A financial adviser can assist you in determining whether an investment in the Company is suited to your objectives, financial situation or needs.

CONTACT DETAILS

For queries regarding investor relations:

Karen Trau
P: 02 9229 3138
E: karen.trau@perpetual.com.au

For queries regarding investor shareholdings:

Link Market Services
Investor queries:
Telephone: +61 1800 421 712
Mailing Address: Link Market Services,
Locked Bag A14, Sydney South, NSW 1235
Email: pic@linkmarketservices.com.au

FIND OUT MORE

Visit our website www.perpetual.com.au/equity to access a range of information including Monthly Investment Updates, Portfolio Manager insights, dividend history and educational resources.

This report was prepared by Perpetual Investment Management Limited (PIML) ABN 18 000 866 535, AFSL 234426. PIML is the Manager for the Perpetual Equity Investment Company Limited (Company) (ASX: PIC) ACN 601 406 419. This report is in summary form and is not necessarily complete. It should be read together with other announcements for the Company lodged with the ASX, which are available at www.asx.com.au.

The report is general information and is not intended to provide you with financial advice or take into account your objectives, financial situation or needs. You should consider, with a financial adviser, whether the information is suitable for your circumstances. To the extent permitted by law, no liability is accepted for any loss or damage as a result of any reliance on this information. References to securities in this report are for illustrative purposes only and are not recommendations, and the securities may or may not be currently held by the Company. Past performance is not indicative of future performance.

This report may contain information that is based on projected and/or estimated expectations, assumptions or outcomes. These forward-looking statements are subject to a range of risk factors. The Company and PIML caution against relying on any forward-looking statements. While PIML has prepared this information based on its current knowledge and understanding and in good faith, there are risks and uncertainties involved which could cause results to differ from the forward-looking statements. Neither the Company nor PIML will be liable for the correctness and/or accuracy of the information, nor any differences between the information provided and actual outcomes, and reserves the right to change its projections or other forward-looking statements from time to time. Neither the Company nor PIML undertake to update any forward-looking statement to reflect events or circumstances after the date of this report, subject to disclosure obligations under the applicable law and ASX listing rules.

Neither the Company, PIML nor any company in the Perpetual Group guarantees the performance of, or any return on an investment made in, the Company. Perpetual Group means Perpetual Limited ABN 86 000 431 827 and its subsidiaries.